



ENHANCE ★ PROTECT ★ CONSERVE

Mississippi Advisory Commission on Marine Resources

October 17, 2023




ENHANCE ★ PROTECT ★ CONSERVE

Employment, Contracts and Procurement Updates October 17, 2023

Employment Updates

New-Hires:

- Melissa Richards – Customer Service Representative, II – September 18, 2023 – Marine Patrol Office



ENHANCE ★ PROTECT ★ CONSERVE



ENHANCE ★ PROTECT ★ CONSERVE

Actions Update for October 17, 2023 Commission Meeting

Discussed at the September 2023 meeting:

- The Commission recommended and the Director approved the following motions:

- Motion to recommend approval of the following State Saltwater Finfish Records:

All Tackle

1. Black Triggerfish (*Melichthys niger*) – (Spear) – 2 lbs. 9.14 oz. –
Byron Ratcliff
2. Atlantic Blue Tang (*Acanthurus coeruleus*) – (Spear) – 1 lb. 3.2 oz. –
Sean Cook
3. Yellowedge Grouper (*Epinephelus flavolimbatus*) – (Electric Reel) –
41 lb. 12.8 oz. – Wesley Butler



ENHANCE ★ PROTECT ★ CONSERVE

Mississippi Department of Marine Resources

Coastal Resources Management
October 2023

**Request for Permit by:
Jackson County Board of Supervisors
DMR23-000005**

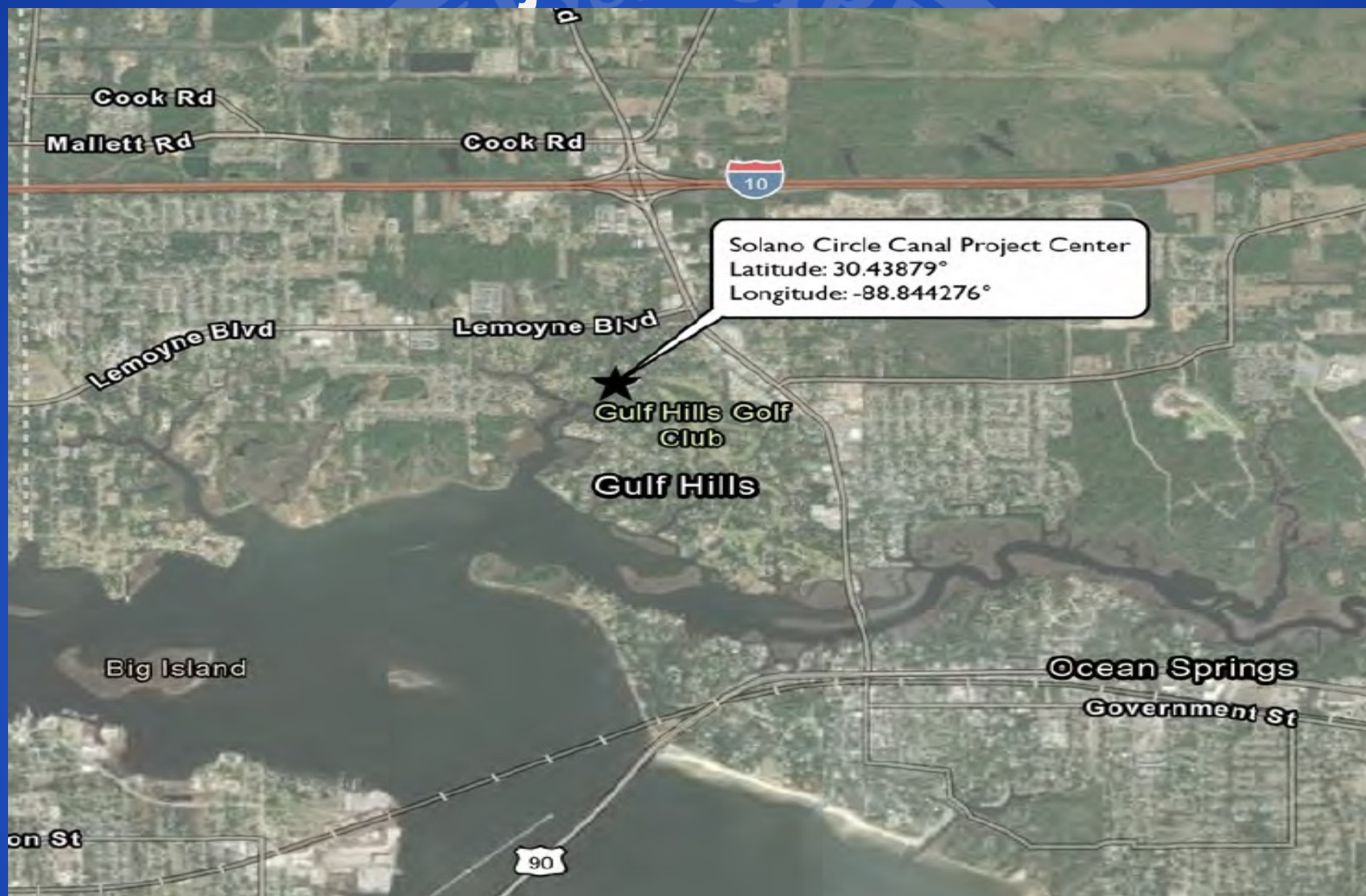
- **Location:** Tributary to Bayou Porteaux adjacent to residences along Solano Circle within Gulf Hills Estates, Ocean Springs, Jackson County, MS
- **Use District:** (G) General Use District
- **Agent:** Cypress Environmental and Infrastructure

Project Description

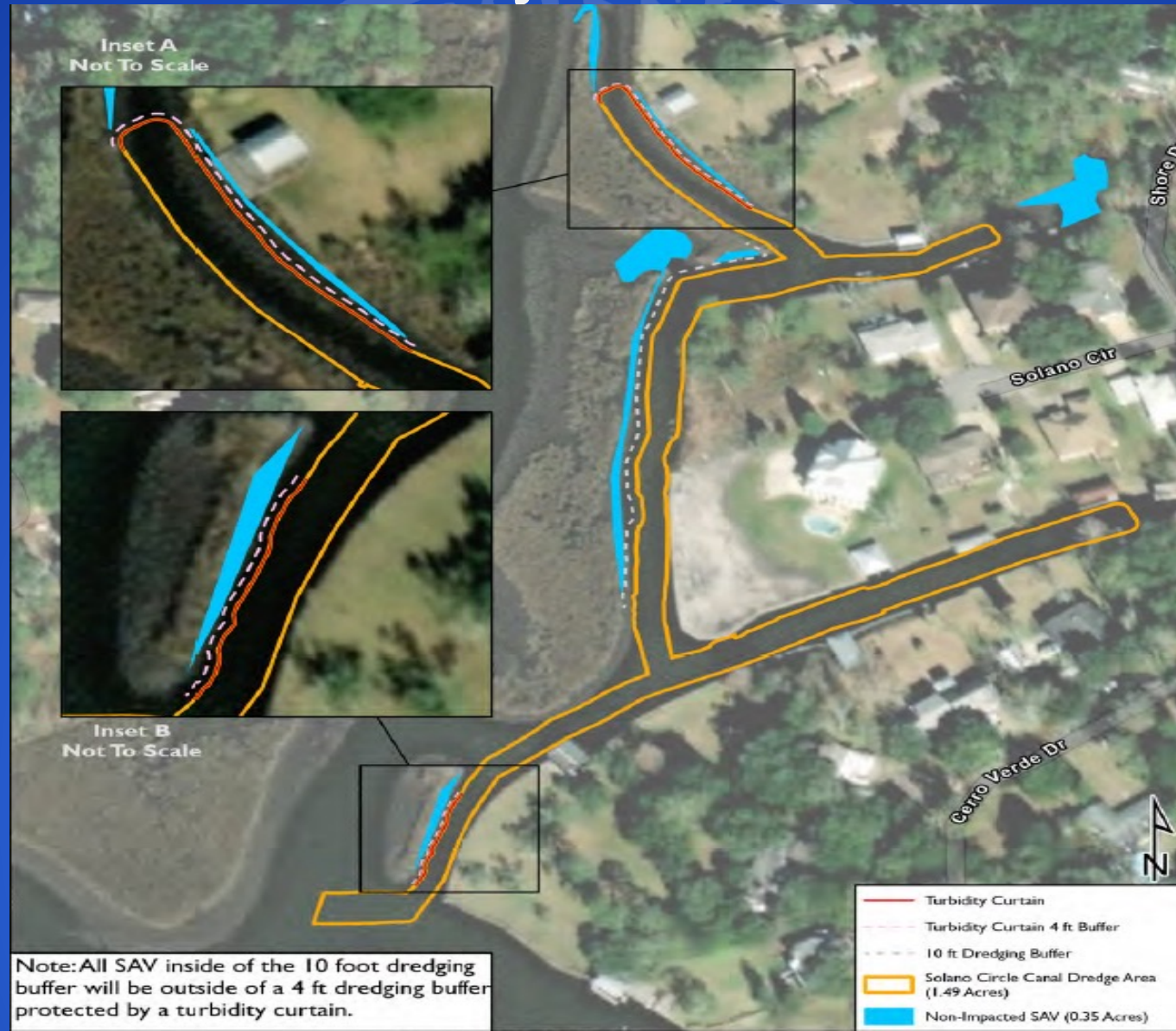
- **Maintenance Dredging**
 - **2,119 linear feet of the channel**
 - Width ranging from 6 to 20 feet
 - Final depths ranging from -3.0 to -4.9 feet MLLW
 - **Approximately 4,626 cubic yards of material to be removed**
 - **Project area 1.49 acres**
 - **Certain portions of project include dredging less than 10' away from SAV**
 - Variance for those portions will be covered in a later slide

ENHANCE ★ PROTECT ★ CONSERVE

Project Location



Project Area



Applicable Decision Factors

- **b) Coastal Wetlands Use Plan**
 - **The proposed project is allowable within the (G) General Use District**

Applicable Decision Factors

continued

- **c) Variance to the MS Coastal Program**
 - Title 22, Part 23, Chapter 8, Section 117.03 which states "A minimum ten-foot (10-foot) buffer must be maintained between dredging/excavation and any wetlands."
 - Justified with Title 22, Part 23, Chapter 8, Section 118.04 which states "The activity requires a waterfront location; there is significant public benefit in the activity; and a public hearing has been held."
 - A 10-foot buffer is typically required to limit effects of disturbed sediments to nearby sensitive coastal wetlands
 - Because the buffer cannot be maintained in this instance, placing a turbidity curtain will protect the vegetation

Applicable Decision Factors

continued

- **I) Comments**

- **Public Notice**

- Notification of the project appeared in the Sun Herald on January 15, 22, and 29, 2023

- No public comments were received

- **Public Hearing held on October 10, 2023**

- No public comments were received

- **MS DEQ: No Comments received during the comment period**

- **MS DAH: No objections**

- **MS SOS: No objections**

Staff Recommendation

- The staff of the Department of Marine Resources has conducted a thorough evaluation of the project and has made findings on the decision factors in accordance with Title 22, Part 23 (Mississippi Coastal Program). The project would serve a higher public interest by:
 - Providing sufficient water depths for access and navigation for the surrounding properties near Solano Circle
- Therefore, staff requests a motion that the Commission recommend to the Executive Director:
 - Approve the Requested Variance
 - Approve the Permit as requested contingent on:
 - The use of turbidity curtains when a 10-foot buffer cannot be maintained between the dredging area and the SAV
 - Dredged material is made available for a beneficial use through MDMR's Beneficial Use of Dredged Material Program



ENHANCE ★ PROTECT ★ CONSERVE

Mississippi

Department of Marine Resources

Agency Financial Results
as of September 30, 2023

Key Metrics:

- State Revenue of \$3.5M
- Agency Revenue of \$16.8M
- State Net Income of \$2.0M
- Agency Net Income of \$11.6M

MISSISSIPPI DEPARTMENT OF MARINE RESOURCES

Income Statement - Fiscal Year 2024

As of September 30, 2023

	Federal : GOMESA PHII: NFWF:		Operating		
	State	Non-Federal:	Subtotal	Tidelands	Total DMR
Revenue:					
Off-road Fuel Tax	3,050,000	-	3,050,000	-	3,050,000
Federal/NonFederal Grants	21,130	549,583	570,712	-	570,712
Sales Revenue	285,274	-	285,274	-	285,274
Indirect Cost Recovery	129,546	-	129,546	-	129,546
Other Revenue	67,635	1,119,309	1,186,944	11,632,373	12,819,317
Current Budget Year Revenue:	3,553,585	1,668,891	5,222,477	11,632,373	16,854,850
Expenditures:					
Salaries, Wages, Fringe	1,305,894	779,159	2,085,053	241,509	2,326,561
Travel	11,019	7,912	18,931	5,438	24,369
Contractual Services	69,753	214,524	284,277	122,710	406,988
Commodities	64,633	714,193	778,826	19,568	798,394
Other than Equipment	-	4,850	4,850	-	4,850
Equipment	3,199	1,570	4,769	8,477	13,246
Subsidies, Loans, and Grants	511	1,441,886	1,442,397	224,940	1,667,338
Current Budget Year Expenditures:	1,455,009	3,164,094	4,619,103	622,642	5,241,746
Current Budget Year Net Income/(Loss):	\$ 2,098,576	\$ (1,495,203)	\$ 603,373	\$ 11,009,731	\$ 11,613,104

Financial Budget Comparison

- After three months of Fiscal Year 2024:

MISSISSIPPI DEPARTMENT OF MARINE RESOURCES
2024 Budget Comparison
As of September 30, 2023

	<i>Actual Year to Date Expenditures</i>			<i>Budget Year Totals</i>			<i>Percent Remaining</i>		
	Operating	Tidelands	Total	Operating	Tidelands	Total	Operating	Tidelands	Total
Expenditures:									
Salaries, Wages, Fringe	\$ 2,085,053	\$ 241,509	\$ 2,326,561	\$ 14,744,190	\$ 1,304,662	\$ 16,048,852	85.9%	81.5%	85.5%
Travel	18,931	5,438	24,369	205,186	25,000	230,186	90.8%	78.2%	89.4%
Contractual Services	284,277	122,710	406,988	13,527,380	1,651,000	15,178,380	97.9%	92.6%	97.3%
Commodities	778,826	19,568	798,394	3,395,771	360,000	3,755,771	77.1%	94.6%	78.7%
Other than Equipment	4,850	-	4,850	100,000	20,000	120,000	95.2%	100.0%	96.0%
Equipment	4,769	8,477	13,246	541,392	130,000	671,392	99.1%	93.5%	98.0%
Vehicles	-	-	-	-	150,000	150,000	0.0%	100.0%	100.0%
Wireless Devices	-	-	-	6,250	-	6,250	100.0%	0.0%	100.0%
Subsidies, Loans, and Grants	1,442,397	224,940	1,667,338	165,822,080	8,814,585	174,636,665	99.1%	97.4%	99.0%
Total Expenditures:	\$ 4,619,103	\$ 622,642	\$ 5,241,746	\$ 198,342,249	\$ 12,455,247	\$ 210,797,496	97.7%	95.0%	97.5%

- Operating Funds have 97.7% of Budget remaining
- Tidelands Trust Fund has 95.0% of Budget remaining